


Monthly Financial Update

APRIL 2011



General Fund & Street Overview

With one third of the year completed, General Fund revenues are up 1.5% from 2010. Through April, we have collected 27% of budgeted revenues. Expenditures are slightly higher than the same period last year mainly due to budgeted increases in personnel benefits.

There are several areas of optimism in the General Fund, especially related to revenue collections. Revenue sources that typically measure economic prosperity have shown slight increases in 2011, including building permits, sales tax, and lodging tax. However, due to the challenging economic environment we are currently facing, we must continue to carefully monitor spending. In addition, as we begin the 2012 budget process, we anticipate requests for new or expanded programs which will put a further strain on the City's already

limited resources.

In the Street Fund, revenues collected are down 9% from 2010 due to the timing of completing work that the Stormwater utility pays Street for. Expenditures are down 21% from 2010 due to a one-time \$150,000 CIP transfer last year. With 33% of the year completed, we are on target with expenditures (28% spent) in the Street Fund.

Due to timing issues with certain revenues and expenditures, some monthly comparisons will be skewed. The most accurate com-

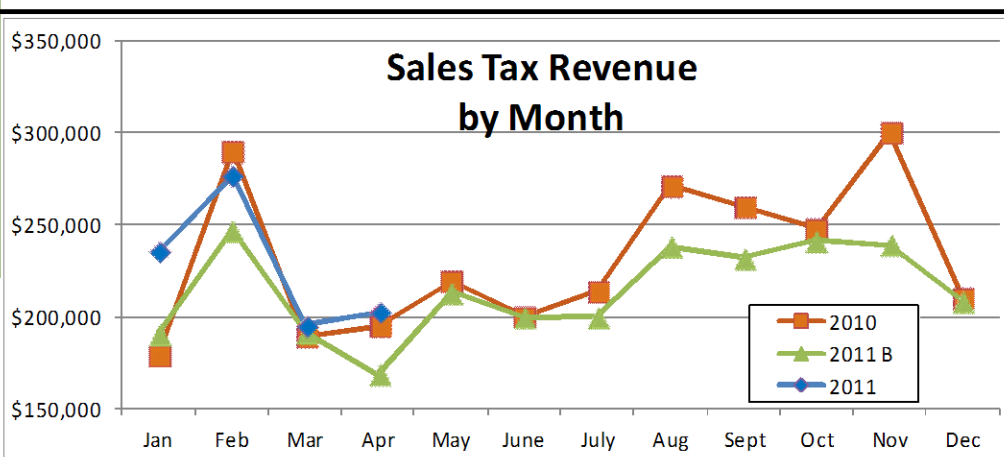
parisons take place at year end, when all revenues and expenditures have been posted and reconciled for the entire year.

GENERAL FUND	2011		
	Actual	Budget	%
Revenues - through April	4,702,226	17,592,334	26.7%
Expenditures - through April	5,896,106	18,007,334	32.7%
Net Rev. over/(under) Exp.	(1,193,880)	(415,000)	

STREET FUND	2011		
	Actual	Budget	%
Revenues - through April	390,534	1,715,557	22.8%
Expenditures - through April	478,475	1,715,557	27.9%
Net Rev. over/(under) Exp.	(87,941)	-	

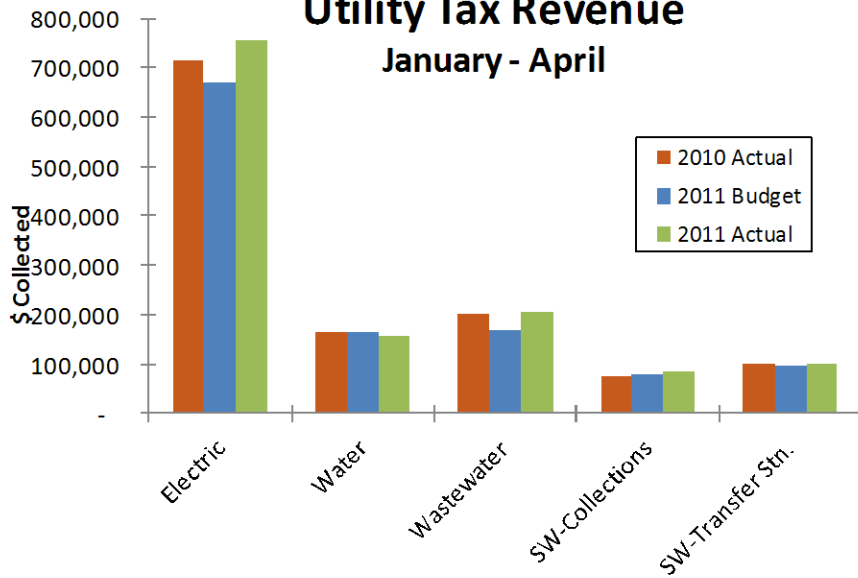
Revenue through April 2011

	Actual	Budget
Gas Tax	\$126,909	\$415,507
	<i>31% collected in 2011</i>	
	<i>29% collected in 2010</i>	
REET	\$35,292	\$240,000
	<i>15% collected in 2011</i>	
	<i>12% collected in 2010</i>	



Sales Tax revenue is 7% higher through April 2011 compared to the same period last year. To date, we are on target with over 35% of budget collected.

Utility Tax Revenue January - April



Overall, the City has collected 35% of utility taxes through April, which is 3% more than the same period in 2010. To date, utility taxes have combined to bring in \$1.3 million in revenue, over \$40,000 more than the anticipated level of \$1.26 million. The cold weather has played a significant role in the higher than expected revenues, primarily in the Electric Utility.

It is important to remember that some utility revenues are cyclical and therefore the most accurate comparison is at year-end when all revenues have been collected for the year. For example, the electric utility collects higher revenue in the Winter, and the transfer station usually has higher revenues in Spring and Summer.

RECREATIONAL ACTIVITIES

The special events, sports, and youth & family programs are included in the general fund in 2011. Through April, recreation revenue is on target at 37% collected.

Community & Economic Development Revenue

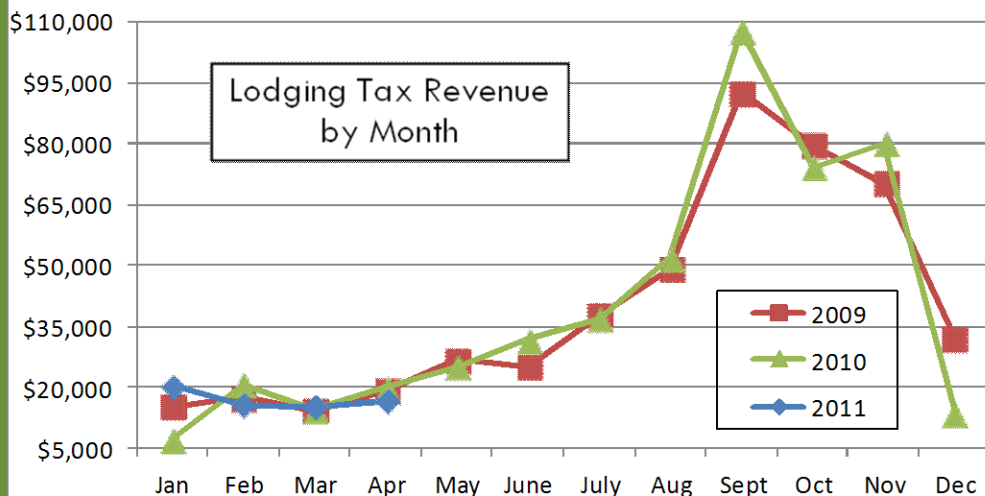
With the first 4 months of 2011 completed, Community & Economic Development revenue is 5% higher than 2010 collections.

Although this is a relatively small revenue source, it is often a good indicator of the overall strength of the economy.

*** Don't forget the seasonal fluctuations of building activity. ***

Community Development Revenue Collected through April

Revenue Source	Actual	
	2011	2010
Building Permits	\$ 26,225	\$ 21,729
Plumbing Permits	2,679	2,202
Mechanical Permits	4,936	4,313
Sign Permits	597	1,551
Plan Checking Fees	13,100	19,308
Planning Permits	5,900	1,850
Zoning Fees	2,850	2,463
Total Revenue	\$ 56,287	\$ 53,417



Lodging Tax collections for the first 4 months of 2011 are \$6,000 higher than the same period last year. Through April, the City has received almost 15% (\$69,000) of budgeted revenues, compared to 13% (\$63,000) in 2010.